







These glands are used in applications which involve shielded cables for electromagnetic protection. These glands help in maintaining the electromagnetic integrity of the shielded cable by just tightening the gland. To get perfect shielding, the outer sheath of the cable is stripped by approximately 10 mm. This stripped cable is passed through the EMC gland. Tightening the gland enables a special spring inside the gland to come in contact with the cable braiding. This not only helps in electromagnetic shielding but also gives an IP68 protection level along with strain relief to the cable. Cable glands with long thread or reduced clamping range are also available on request.




EMC BRASS CABLE GLANDS

Technical Details :	
Material	Brass, Nickel Plated
Plastic Inlet	Polyamide 6
EMC Spring	Copper Beryllium
Sealing Ring	Neoprene
O Ring	Perbunan (NBR)
Protection Class	IP 68
Temperature Range	-40°C to +100°C
Threads available	Pg, Metric
Approvals	  


Pg Thread - 2nd Generation

Size	Cat. No.	Thread Diameter (mm)	Thread Length (mm)	 (mm)	Clamping Range (mm)	Standard Pack (pieces)
Pg 7	BSEM-01	13	6.0	14	3 - 6.5	50
Pg 9	BSEM-02	16	6.0	17	4 - 8	50
Pg 11	BSEM-03	19	6.5	20	5 - 10	50
Pg 13.5	BSEM-04	21	6.5	22	6 - 12	20
Pg 16	BSEM-05	23	6.5	24	10 - 14	20
Pg 21	BSEM-06	29	7.5	30	13 - 18	20
Pg 29	BSEM-07	37	8.0	40	18 - 25	10
Pg 36	BSEM-08	47	9.0	50	22 - 32	10
Pg 42	BSEM-09	54	12.0	58	30 - 38	5
Pg 48	BSEM-10	59	14.0	64	34 - 44	5

Metric Thread - 2nd Generation

Size	Cat. No.	Thread Diameter (mm)	Thread Length (mm)	 (mm)	Clamping Range (mm)	Standard Pack (pieces)
M12 x 1.5	BMEM-0S	12	6	14	3 - 6.5	50
M16 x 1.5	BMEM-01	16	7	18	4 - 8	50
M20 x 1.5	BMEM-02	20	8	22	6 - 12	50
M25 x 1.5	BMEM-03	25	8	27	10 - 14	20
M32 x 1.5	BMEM-04	32	9	34	13 - 18	20
M40 x 1.5	BMEM-05	40	9	43	18 - 25	20
M50 x 1.5	BMEM-06	50	9	55	22 - 32	10
M63 x 1.5	BMEM-07	63	14	68	34 - 44	10

Metric Thread - 3rd Generation

Size	Cat. No.	Thread Diameter (mm)	Thread Length (mm)	 (mm)	Clamping Range (mm)	Standard Pack (pieces)
M12 x 1.5	BMEM-ES	12	6	14	3 - 6.5	50
M16 x 1.5	BMEM-E1	16	7	20	5 - 10	50
M20 x 1.5	BMEM-E2	20	8	22	6 - 12	50
M25 x 1.5	BMEM-E3	25	8	27	11 - 17	20
M32 x 1.5	BMEM-E4	32	8	34	15 - 21	20
M40 x 1.5	BMEM-E5	40	9	43	19 - 28	20
M50 x 1.5	BMEM-E6	50	9	55	22 - 32	10
M63 x 1.5	BMEM-E7	63	14	68	34 - 44	10



The Explosion Proof EMC Brass Glands may be used for armoured cables. These products may be used in the following Zones.

Zone 1 - Area where an explosive atmosphere due to gas is likely to occur during normal operation.

Zone 2 - Area where an explosive atmosphere due to gas is not likely to occur during normal operation, if it occurs, it occurs only infrequently and for a short time. These glands are also available with long thread on request.

Technical Details :	
Material	Brass, Nickel Plated
Clamping Insert	Polyamide 6
Protection Class	IP 68
EMC Spring	Copper Beryllium
Sealing Ring / O Ring	Chloroprene Rubber / Nitrile
Temperature Range	-20°C to +80°C
Threads available	Metric
Certificate No.	CESI 06 ATEX 034X
Execution	EEx e II, EEx i
Approvals	

EXPLOSION PROOF EEx e II

EMC BRASS CABLE GLAND



Size	Cat. No.	Thread Diameter (mm)	Thread Length (mm)	(mm)	Clamping Range (mm)	Standard Pack (pieces)
M12X1.5	EBMEN-0S	12	12.0	14.0	3.0 - 6.5	50
M16X1.5	EBMEN-01	16	15.0	17.0	4.0 - 8.0	50
M20X1.5	EBMEN-02	20	15.0	22.0	6.0 - 12.0	50
M25X1.5	EBMEN-03	25	15.0	24.0	10.0 - 14.0	25
M32X1.5	EBMEN-04	32	15.0	30.0	13.0 - 18.0	25
M40X1.5	EBMEN-05	40	18.0	40.0	18.0 - 25.0	20
M50X1.5	EBMEN-06	50	18.0	50.0	22.0 - 32.0	10
M63X1.5	EBMEN-07	63	18.0	64.0	34.0 - 44.0	10

These Standard Explosion Proof metallic glands are used for unarmoured cables in Zone 1 & Zone 2 area. They offer excellent strain relief and have lameller designed plastic inserts for protection against distortion. These glands are suitable for use in machinery and equipment, measuring and controlling devices, medical equipments and many other fields where exceptional stability and safe functioning is required. Cable glands with long thread length or reduced clamping range are also available on request.

Technical Details :	
Material	Brass, Nickel Plated
Clamping Insert	Polyamide 6
Protection Class	IP 68
Sealing Ring / O Ring	Chloroprene / Nitrile
Temperature Range	-20°C to +80°C
Threads available	Metric
Certificate No.	CESI 06 ATEX 034X
Execution	EEx e II, EEx i
Approvals	

EXPLOSION PROOF EEx e II

STANDARD BRASS CABLE GLAND



Size	Cat. No.	Thread Diameter (mm)	Thread Length (mm)	(mm)	Clamping Range (mm)	Standard Pack (pieces)
M12X1.5	EBMBE-0S	12	12.0	14.0	3.0 - 6.5	50
M16X1.5	EBMBE-01	16	15.0	17.0	4.0 - 8.0	50
M20X1.5	EBMBE-02	20	15.0	22.0	6.0 - 12.0	50
M25X1.5	EBMBE-03	25	15.0	24.0	10.0 - 14.0	25
M32X1.5	EBMBE-04	32	15.0	30.0	13.0 - 18.0	25
M40X1.5	EBMBE-05	40	18.0	40.0	18.0 - 25.0	20
M50X1.5	EBMBE-06	50	18.0	50.0	22.0 - 32.0	10
M63X1.5	EBMBE-07	63	18.0	64.0	34.0 - 44.0	10